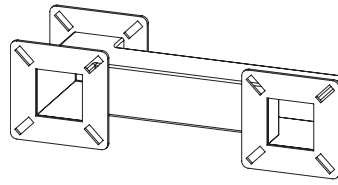


IN THE BOX

Make sure you have everything shown here.

Security Brands, Inc. offers multiple pedestal models (sold separately).



Tandem Adapter



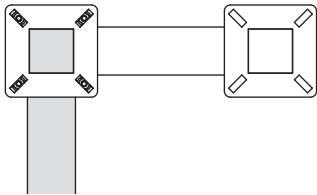
Carriage Bolt
(12x)



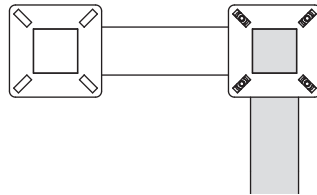
Hex Nut
(12x)

MOUNTING OPTIONS

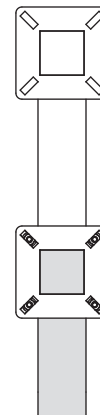
The Tandem Adapter can be attached to your pedestal in multiple orientations based on your particular needs.



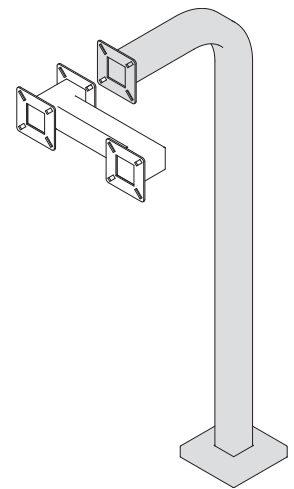
Default Orientation



Reverse Orientation

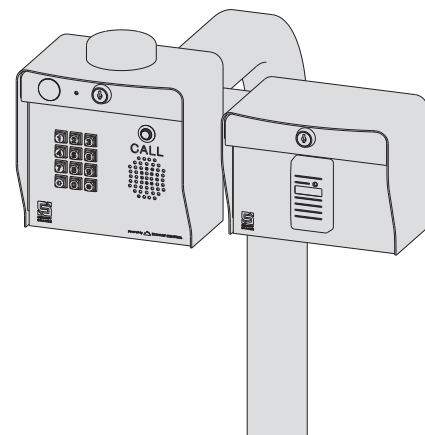


Stacked Orientation



INSTALLATION

1. Attach Tandem Adapter to gooseneck pedestal using 4 carriage bolts and 4 hex nuts in an orientation shown above.
2. Fish all wiring up through pedestal into adapter and then into units when attaching.
3. Attach first unit to either available mounting plate using 4 carriage bolts and 4 hex nuts, fastening hex nuts inside unit for added security.
4. Attach second unit to either available mounting plate using 4 carriage bolts and 4 hex nuts, fastening hex nuts inside unit for added security.



Two-Year Limited Warranty