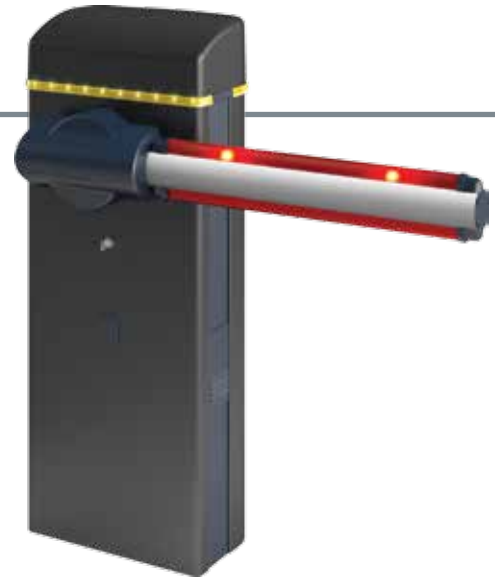


MICHELANGELO



RANGE

Road barriers

MICHELANGELO 60/80 120 V

P940068 00001 - MICHELANGELO 60 (GRAY)

Booms up to 20 Feet.

P940069 00001 - MICHELANGELO 80 (GRAY)

Booms up to 26 Feet.

Smart technology:

- Electronic adjustment of the limit switches.
- The new position of the control panel makes it possible to operate in a vertical position.
- Built-in radio receiver.

Safe Use:

- The barrier features a very stout structure to guarantee greater protection from vandal attacks and constant reliability in use

Simpler installation:

- The blinker and the support for the photocells are integrated in the frame (optional), the lights are integrated in the boom (optional).

24V

ECOSOL
COMPATIBLE

TECHNICAL FEATURES

	MICHELANGELO 60	MICHELANGELO 80
Control panels	LIBRA C MV (incorporated)	LIBRA C MV (incorporated)
Reversible/irreversible operator	irreversible	irreversible
Power supply	120 V 60 Hz single-phase	120 V 60 Hz single-phase
Absorbed power	0.4 hp (300W)	0.4 hp (300W)
Opening or closing time	6 s (19.6')	8 s (26.2')
Impact reaction	electronic torque limiter integrated in the control panel	electronic torque limiter integrated in the control panel
Type of limit switches	electronic opening/closing	electronic opening/closing
Manual release	fast key release	fast key release
Operating cycle	continuous use	continuous use
Environmental conditions	from 5°F to + 140°F	from 5°F to + 140°F
Degree of protection	IP24	IP24
Operator weight without boom	680 N (150lb)	680 N (150lb)
Fuse values libra CMB	1A T	1A T

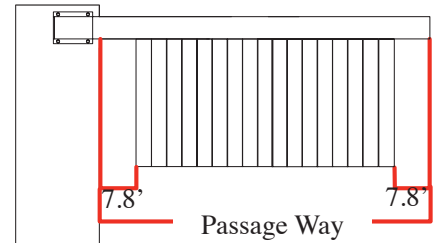
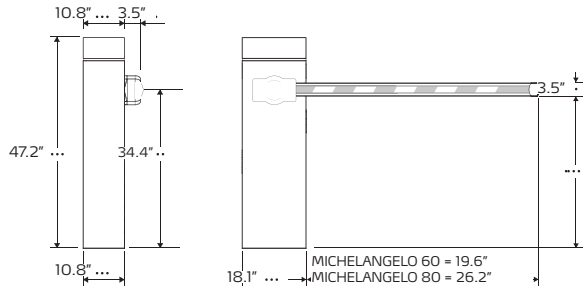


tuned to you

www.BFTGateOpeners.com | (800) 878-7829

MICHELANGELO

DIMENSIONS



ACCESSORIES



P111376 - SCS 1
Serial connection board for QSC D MA, LIBRA C MA, LIBRA C MV, LIBRA C LX, VENERE D, LEO D MA, LEO MV, RIGEL 5 and ALTAIR P.



P111408 - SCS WIE
Circuit board for direct connection of wiegand accessories (such as SELETTO, COMPAS SLIM, etc) to the control units QSC D MA, LIBRA C MA, LIBRA C MV, LIBRA C LX, VENERE D, LEO D MA, LEO MV, RIGEL 5 and ALTAIR P.



N728026 - AT 704
First part telescopic round boom, \varnothing 70, 14' (4,3 m) long.



N728027 - AT 504
Second part telescopic round boom, \varnothing 50, 15' (4,6 m) long.



N728028 - AT 502
Second part telescopic round boom, \varnothing 50, 8' (2,45 m) long.



999607 OMEGA AT 70 Accessories packaging for AT 704 / 706 boom.



N728022 - AQ6
Rectangular boom 20' (6 m) long.



999606 - OMEGA AQ6
Accessories packaging for 6M boom.



P120028 00004 PCA N6
Upper and lower casing profile in red rubber for MICHELANGELO (booms 6m max).



P120028 00005 PCA N8
Upper and lower casing profile in red rubber for MICHELANGELO (booms 8m max).



P120006 - MCL LAMPO KIT
Integrated blinker. It must be connected to KIT SCHEDA MCL.



P120005 00001 - MCL LIGHT KIT
Lighting Kit with 6 lights. To be used in combination with PCA 6, PCA 8 or KIT MCL LAMPO. It must be connected to KIT SCHEDA MCL.



P120009 - SCHEDA MCL KIT
Lights control board. One board is sufficient to have both KIT MCL LIGHT and LAMPO working.



D730964 - BM MICHELANGELO
anchor base for both 60/80.



D120023 FAF2 MCL FAF
Fixed bar rest fork. Bolts to ground



D940008 - MOOVI GA
Movable boom rest rod



I105110 - LIBRA CMV 60
Replacement board for Michelangelo 60



I105123 - LIBRA CMV 80
Replacement board for Michelangelo 80



D573003 - SB
Fence previously mounted on boom. Cannot be applied to BGV/MOOVI 30 models. Its application in the other models gives rise to a reduction of the overall length of the boom (see table).



P125011 - BATKIT2
Battery back-up for Michelangelo



tuned to you